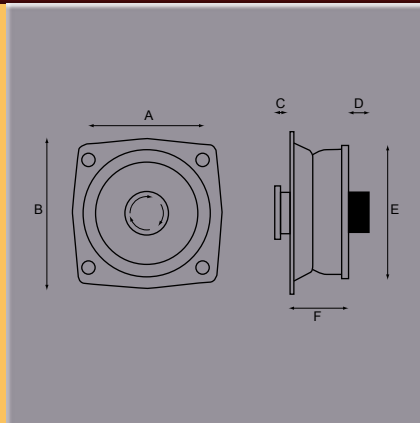




Emergency Stop Button



new
product

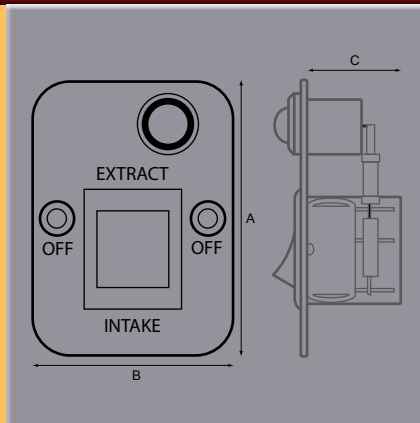


Part No.	A	B	C	D	E	F	G	H	Finish
1433	mm 90	125	13	16	80	43			Stainless Steel

Stainless Steel recessed pan with push button switch, connector block and moulded gasket.

Dual Voltage 12/24v

Intake/Extract Switch




Part No.	A	B	C	D	E	F	G	H	Finish
361	mm 70	53	25						Black

Dual voltage 12v/24v.

Red illumination lamp.

Suitable for electric roof vents.

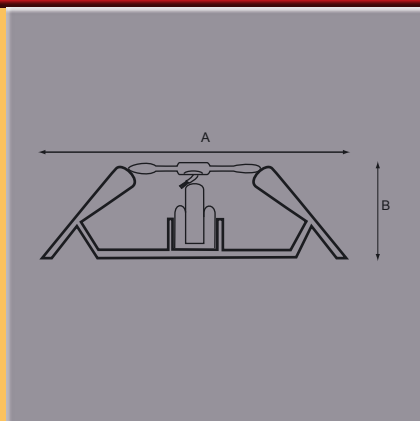
Inspection Cover



Part No.	A	B	C	D	E	F	G	H	Finish
4040	mm133	105	106						White
4042	mm133	105	106						Black
4052	mm168	133	139						Black

A high quality ABS screw thread cover which is ideal for internal access to electrical items such as light bars, beacons and aerials.

Continuous Bell Push Kit



Part No.	A	B	C	D	E	F	G	H	Finish
BPS	mm 44	15							Anodised Aluminium

A 1.5 Mtr length continuous bell push kit. Comprising aluminium carrier, rubber contact strip and end caps. Can be cut to length.