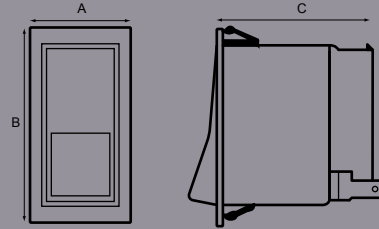




Dashboard Switches



Part No.	Volts	Amps	Illuminated	Switched	Finish
511003	12	16	Yes	On/Off	Black
511004	24	8	Yes	On/Off	Black
511149	12	16	Yes	On/Off/On	Black
511150	24	8	Yes	On/Off/On	Black

All switches (A)26mm (B)50mm (C)48mm
Each switch requires green insert.

Switch Insert Panels

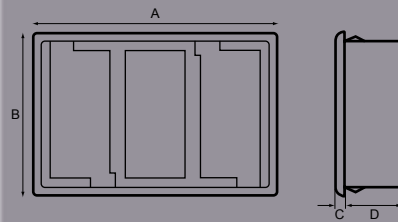


<p>Under seat heater Part Number 596132</p>	<p>Ducting Blower Part Number 596138</p>
<p>Roof ventilator Part Number 596641</p>	<p>Rotating Beacon Part Number 596628</p>
<p>Reading light Part Number 596638</p>	<p>Interior light Part Number 596633</p>
<p>Plain switch insert panel. No symbol. Part Number 596650</p>	<p>Work lamp Part Number 596767</p>

Part No.	A	B	C	D	E	F	G	H	Finish
596132	Under Seat heater								Green
596138	Ducting Blower								Green
596628	Rotating Beacon								Green
596641	Roof ventilator								Green
596638	Reading Light								Green
596633	Roof Ventilator								Green
596767	Work Lamp								Green
596650	Plain switch insert panel								Green

Suitable for use with switches 511000-511150
Panel size 14mm x 14mm

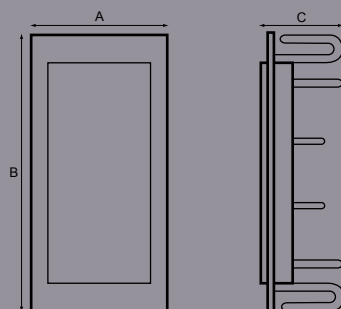
Recessed 3 Switch Frame



Part No.	A	B	C	D	E	F	G	H	Finish
595502	mm 86	57	4	15					Black

Cut out size 78mmx48mm.

Frame Cover Plate



Part No.	A	B	C	D	E	F	G	H	Finish
596273	mm 25	50	18						Black